

STA[®]-Liquid Anti-Xa

A Complete Line of Anti-Xa Reagents

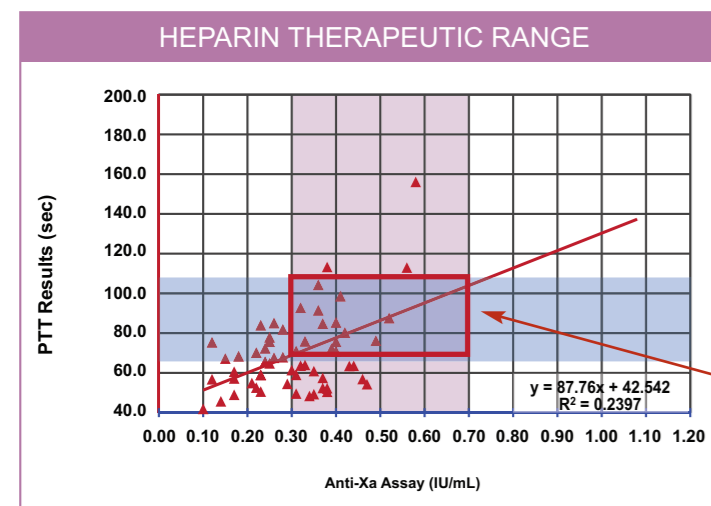
STA[®]-Liquid Anti-Xa

For heparin monitoring

A ● Monitoring heparin with aPTT may not
● be as safe as you think.

We understand a hospital's commitment to patient safety and quality is a top priority. The dedication demonstrated every day by physicians, nurses, allied health staff and business and administrative personnel are integral to patient well being. When it comes to monitoring heparin, accuracy can mean the difference between patient safety and risk.

Yesterday's aPTT Assay for Heparin Monitoring May be Unpredictable



aPTT is a Surrogate Test, Not a Direct Test, for Anti-Xa Activity.

- Discordant results
- Multiple interferences of aPTT
- No international standard for aPTT reagents
- Inconsistent therapeutic range¹²

Concordant therapeutic results

Linear regression correlating aPTT seconds to Anti-Xa activity (Brill-Edwards)

aPTT Interferences	
Pre-analytical	Tube Type (EDTA) Sample vol. (↓)
Analytical / Clinical	Lupus Anticoagulant ⁴
Calibrators	↑F. VIII ^{4,5} ↑Fibrinogen ⁴
Medication Induced	Coumadin ^{1,4} Direct Thrombin Inhibitors ² Pegylated Drugs ³

■ = aPTT prolongation ■ = Shortened aPTT



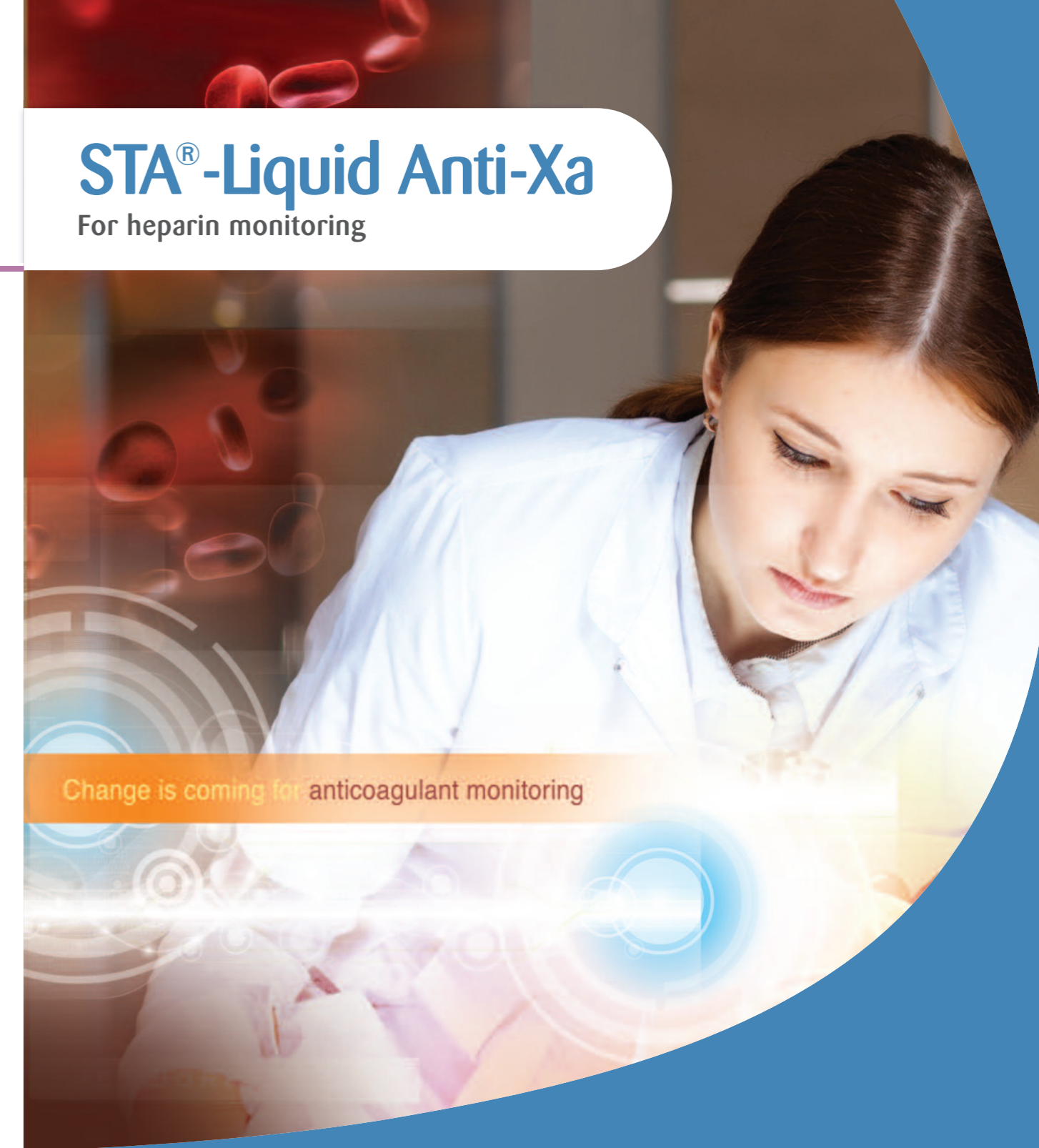
Anti-Xa range

UFH or LMWH	
Reagents	STA [®] -Liquid Anti-Xa 4 - Cat. Nr. 00311 - 6 x 4 mL STA [®] -Liquid Anti-Xa 8 - Cat. Nr. 00322 - 6 x 8 mL
Type of calibration	Hybrid calibration UFH & LMWH
Calibrators	STA [®] -Multi Hep Calibrator Cat. Nr. 00348 - 4 x 5 x 1 mL
Working range	UFH: 0.1 - 1.1 IU/mL LMWH: 0.1 - 2.0 anti-Xa IU/mL
Quality controls	STA [®] -Quality UFH Cat. Nr. 00381 - 6 x 2 x 1 mL STA [®] -Quality LMWH Cat. Nr. 00686 - 6 x 2 x 1 mL

REFERENCES

1. Kearon C, Johnston M, Moffat K, McGinnis J, Ginsberg JS. Effect of warfarin on activated partial thromboplastin time in patients receiving heparin. *Arch Intern Med* 1998;158:1140-3.2.
2. Funk DM. Coagulation assays and anticoagulant monitoring. *Hematology Am Soc Hematol Educ Program* 2012;2012:460-465.
3. Bethel M, Adcock D, Zalevsky J, Young M, Fagrell B. Polyethylene glycol-induced prolongation of aPTT in two biopharmaceuticals. *Int J Lab Hem* 2007, 29 (suppl. 1) 46-112.
4. Olson JD, Arkin CF, Brandt JT et al. College of American Pathologists Conference XXXI on laboratory monitoring of anticoagulant therapy: laboratory monitoring of unfractionated heparin therapy. *Arch Pathol Lab Med* 1998; 122:782-798.
5. Levine MN, Hirsh J, Gent M, et al. A randomized trial comparing activated thromboplastin time with heparin assay in patients with acute venous thromboembolism requiring large daily doses of heparin. *Arch Intern Med* 1994;154:49-56.
6. Vandiver JW, Vondracek TG. Antifactor Xa levels versus APTT for monitoring heparin. *Pharmacother* 2012; 32:546-58.
7. Guervil DJ, Rosenberg AF, Winterstein AG, Harris NS, Johns TE, Zumberg MS. Activated partial thromboplastin time versus antifactor Xa heparin assay in monitoring unfractionated Heparin by continuous intravenous infusion. *Ann Pharmacother* 2011;45:861-8.
8. Gearhart AM, Dorman N, Scott D, Rahman O. Time to Therapeutic Levels: Comparison of the Anti Xa Assay vs PTT. *Chest* 2011; 140(4_MeetingAbstracts): 286A. doi:10.1378/chest.1118722.
9. Rosborough TK. Monitoring unfractionated heparin therapy with antifactor Xa activity results in fewer monitoring tests and dosage changes than monitoring with activated partial thromboplastin time. *Pharmacotherapy* 1999;19:760-6.
10. STA[®]-Liquid Anti-Xa package insert (April 2012).
11. Groce JB III, Gal P, Douglas JB, Stuteyman MC. Heparin dosage adjustment in patients with deep-vein thrombosis using heparin concentrations rather than activated partial thromboplastin time. *Clin Pharm* 1987;6:216-222.
12. Kitchen S, Jennings I, Woods TA, Preston FE. Wide Variability in the sensitivity of APTT reagents for monitoring of heparin dosage. *J Clin Pathol* 1996; 49(1):10-14.

www.stago.com - ©2013 Diagnostica Stago, Inc. - All rights reserved - Non-contractual photos - 05/2013 - Ref. 26267
This document contains information on products which is targeted to a wide range of audiences and could contain product details or information otherwise not accessible or valid in your country.



Change is coming for anticoagulant monitoring

Accurate Monitoring Can Improve Outcomes

Q: Can using Anti-Xa instead of aPTT result in a higher level of patient safety?

For further information, please contact:



At the Heart of Haemostasis

Diagnostica Stago S.A.S
RCS Nanterre B305 151 409
3 allée Thérèse
92600 Asnières sur Seine
France
Ph. +33 (0)1 46 88 20 20
Fax +33 (0)1 47 91 08 91
webmaster@stago.com
www.stago.com





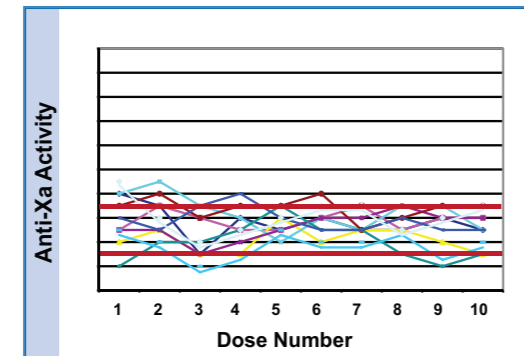
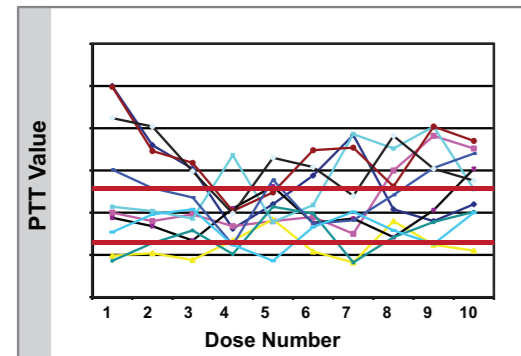
Q • Is there a direct, standardized and cost-effective option for today's heparin monitoring?

A • Yes. Anti-Xa, the global standard is accurate, reliable and easy to implement.

The Anti-Xa assay is superior to aPTT methods as a direct heparin measurement method with fewer interferences. In fact, with faster achievement of therapeutic goal^{6,7,8}, longer time in therapeutic range^{6,7}, and fewer dosage changes and lab tests^{6,7}, it's no wonder that Anti-Xa is the method of choice in heparin therapeutic monitoring.

And now, the STA[®]-Liquid Anti-Xa assay from Diagnostica Stago provides the same accurate, reliable Anti-Xa test results in a rapid and convenient liquid form.

Make the move from chaos to confidence.



Representative data only. Individual results may vary.

STA[®]-Liquid Anti-Xa Standardized Results Provide:

- **Direct measure** of anti-Xa activity
- **Reliable** results with fewer interferences¹⁰
- **Traceable** to WHO standards¹⁰
- **Consistent** therapeutic ranges
- **Convenient** automated, ready-to-use liquid format

Q • What does the future hold for anticoagulation therapy and monitoring?

A • A new class of oral anticoagulant drugs can only be directly measured using an Anti-Xa assay.

The fact is, the use of direct oral factor Xa inhibitors continues to grow. The only assay that can directly assess these drugs is the anti-Xa assay.

In addition to measuring unfractionated and low molecular weight heparin from a single, hybrid calibration curve, anti-Xa is flexible enough to be calibrated to a broad range of direct factor Xa inhibitors to measure the entire family of anticoagulants.

As the anticoagulant market evolves, Stago is working to expand the offering for direct factor Xa inhibitors in concert with the STA[®]-Liquid Anti-Xa to provide a complete anticoagulant solution.



- Highly accurate
- Direct measurement
- Fewer dose changes & assays
- Shorter hospital stays
- Standardized
- Automated

Q • What's your best option for anticoagulant monitoring and assessment now and in the future?

A: STA[®]-Liquid Anti-Xa

It's time for a change to the liquid gold standard. STA[®]-Liquid Anti-Xa offers more efficiency for you, more economy for your facility, and more safety for your patient.

Efficient Care:

- **Results** in less than 5 minutes
- **Versatile** use for all direct factor Xa inhibitors and heparins with specific calibrators and controls
- **Standardized** across STA[®] platforms

Overall Economics:

- **50% fewer** dosing changes and fewer assays^{6,7,8}
- **Shorter** patient stays¹¹
- **Rapid** achievement of anticoagulation^{6,7,9}

Patient Safety Recommendations:

- **Joint Commission** Anticoagulation National Patient Safety Goal
- **Institute for Safe Medication Practices** anticoagulant High Alert Status
- **International Society for Thrombosis and Hemostasis** testing recommendations for new oral anticoagulants

